

# POWERHOLD

www.POWERHOLDINC.com

The Workholding Engineers


www.powerholdinc.com

(800) 349-1044

**Powerhold manufactures a complete line of custom between center inspection mandrels. These are offered in a wide range of sizes to easily fit your needs.**

**Features include: Manual actuation, High clamping accuracy, & Positive part pull back**

**Between Centers Inspection**



**Inspection Mandrels**



**Differential Inspection Mandrels**



**Glidebush Center Mandrels**



**The most trusted names in Workholding**

**POWERHOLD**

**BRUCKNER**

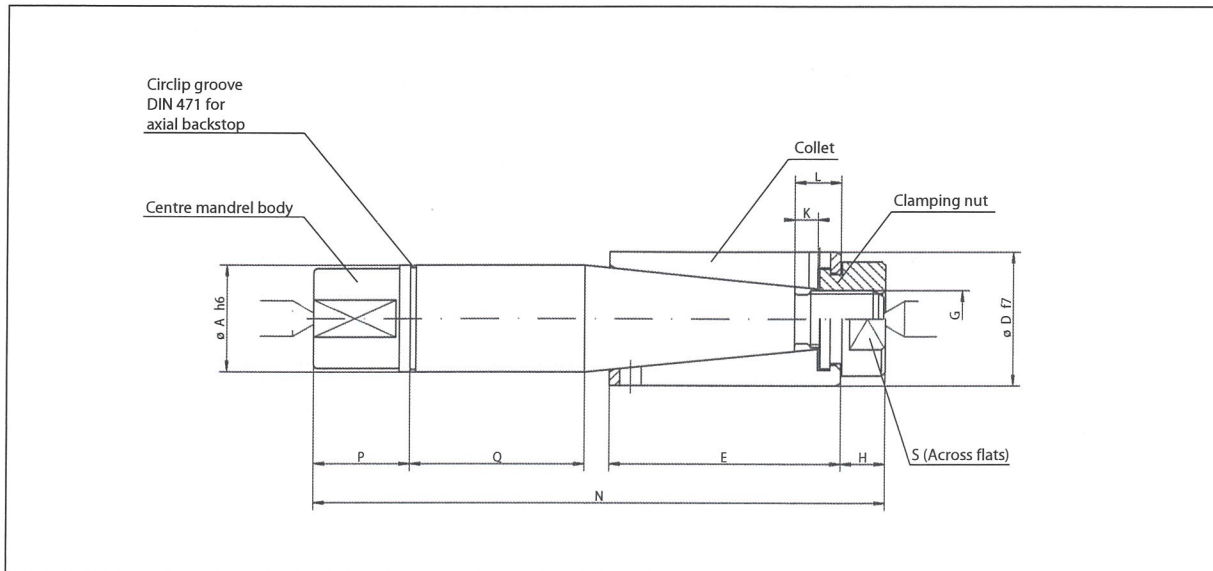
**GAMET  
PRECISION**

**NIKKO**

US/Canada/Mexico Sales Contact: Sales Team – [sales@powerholdinc.com](mailto:sales@powerholdinc.com)

Ph: 800-349-1044 – Fax: 860-349-1815

# Collet Centre Mandrels



## Technical Data and Dimensions

Centre mandrel body		Collet with clamping bolt Type	Clamping range $D_{f7}$ from - to mm	Transmissible torque		Tightening torque required at clamping nut M Nm	A mm	E mm	G	H mm	K max. stroke mm	L mm	N mm	P mm	Q mm	S mm
Type	Art.-no. 2110.			Mm <sup>1)</sup> Nm	Mo <sup>2)</sup> Nm											
MDS 6	007.017	MBM 6	11,90 - 15,00	11	18	5	11	23	M5 x 0,5	6,7	3	7,5	77	16	26	11
MDS 7	007.006	MBM 7	14,70 - 20,90	14	22	7	14	35	M 6 x 0,75	7	6	11	90	16	26	11
MDS 12	012.002	MBM 12	20,70 - 27,90	49	73	25	20	45	M 10 x 1	8	6	12	110	20	31	17
MDS 18	018.006	MBM 18	27,70 - 32,80	65	97	37	26	45	M 10 x 1	8	6	12	110	20	31	17
MDS 19	018.009	MBM 19	32,60 - 42,80	129	193	67	30	65	M 16 x 1,5	13	6	13	160	27	49	27
MDS 27	027.004	MBM 27	42,60 - 51,80	168	251	78	39	65	M 16 x 1,5	13	6	13	160	27	49	27
MDS 32	032.002	MBM 32	51,60 - 64,00	304	455	153	49	90	M 24 x 1,5	18	12	22	230	38	72	41
MDS 43	043.001	MBM 43	63,60 - 72,00	373	558	175	60	90	M 24 x 1,5	18	12	22	230	38	72	41
MDS 44	043.002	MBM 44	71,60 - 82,00	422	632	204	66	120	M 30 x 1,5	23	12	22	300	46	99	55
MDS 54	054.001	MBM 54	81,60 - 132,00	481	720	222	77	120	M 30 x 1,5	23	12	22	300	46	99	55

<sup>1)</sup> with axial backstop    <sup>2)</sup> without axial backstop

## Workpiece Clamping

The clamping surface of the workpiece must not be positioned completely within the area of dimension "L". The larger portion of the clamping surface should be positioned over the tapered section of the flange mandrel body.

The workpiece can be positioned against a special axial backstop designed to fit the workpiece geometry. Axial backstop can be manufactured by customer or on request by RINGSPANN.

# Collet Centre Mandrels

## Article-no. of collets with clamping nut

Type	Clamping range D <sub>17</sub> from - to mm	Article-no. 0169.
MBM 6	11,90 - 12,50	006.002.011,90
	12,40 - 13,00	006.002.012,40
	12,90 - 13,50	006.002.012,90
	13,40 - 14,00	006.002.013,40
	13,90 - 14,50	006.002.013,90
MBM 7	14,40 - 15,00	006.002.014,40
	14,70 - 15,90	007.002.014,70
	15,70 - 16,90	007.002.015,70
	16,70 - 17,90	007.002.016,70
	17,70 - 18,90	007.002.017,70
MBM 12	18,70 - 19,90	007.002.018,70
	19,70 - 20,90	007.002.019,70
	20,70 - 21,90	012.002.020,70
	21,70 - 22,90	012.002.021,70
	22,70 - 23,90	012.002.022,70
MBM 18	23,70 - 24,90	012.002.023,70
	24,70 - 25,90	012.002.024,70
	25,70 - 26,90	012.002.025,70
	26,70 - 27,90	012.002.026,70
	27,70 - 28,90	018.003.027,70
MBM 19	28,70 - 29,90	018.003.028,70
	29,70 - 30,90	018.003.029,70
	30,60 - 31,80	018.003.030,60
	31,60 - 32,80	018.003.031,60
	32,60 - 33,80	018.004.032,60
MBM 18	33,60 - 34,80	018.004.033,60
	34,60 - 35,80	018.004.034,60
	35,60 - 36,80	018.004.035,60
	36,60 - 37,80	018.004.036,60
	37,60 - 38,80	018.004.037,60
	38,60 - 39,80	018.004.038,60
	39,60 - 40,80	018.004.039,60
	40,60 - 41,80	018.004.040,60
41,60 - 42,80	018.004.041,60	

Type	Clamping range D <sub>17</sub> from - to mm	Article-no. 0169.
MBM 27	42,60 - 43,80	027.002.042,60
	43,60 - 44,80	027.002.043,60
	44,60 - 45,80	027.002.044,60
	45,60 - 46,80	027.002.045,60
	46,60 - 47,80	027.002.046,60
MBM 32	47,60 - 48,80	027.002.047,60
	48,60 - 49,80	027.002.048,60
	49,60 - 50,80	027.002.049,60
	50,60 - 51,80	027.002.050,60
	51,60 - 54,00	032.002.051,60
MBM 43	53,60 - 56,00	032.002.053,60
	55,60 - 58,00	032.002.055,60
	57,60 - 60,00	032.002.057,60
	59,60 - 62,00	032.002.059,60
	61,60 - 64,00	032.002.061,60
MBM 44	63,60 - 66,00	043.003.063,60
	65,60 - 68,00	043.003.065,60
	67,60 - 70,00	043.003.067,60
	69,60 - 72,00	043.003.069,60
	71,60 - 74,00	043.004.071,60
MBM 44	73,60 - 76,00	043.004.073,60
	75,60 - 78,00	043.004.075,60
	77,60 - 80,00	043.004.077,60
	79,60 - 82,00	043.004.079,60

Type	Clamping range D <sub>17</sub> from - to mm	Article-no. 0169.
MBM 54	81,60 - 84,00	054.002.081,60
	83,60 - 86,00	054.002.083,60
	85,60 - 88,00	054.002.085,60
	87,60 - 90,00	054.002.087,60
	89,60 - 92,00	054.002.089,60
	91,60 - 94,00	054.002.091,60
	93,60 - 96,00	054.002.093,60
	95,60 - 98,00	054.002.095,60
	97,60 - 100,00	054.002.097,60
	99,60 - 102,00	054.002.099,60
	101,60 - 104,00	054.006.101,60
	103,60 - 106,00	054.006.103,60
	105,60 - 108,00	054.006.105,60
	107,60 - 110,00	054.006.107,60
	109,60 - 112,00	054.006.109,60
111,60 - 114,00	054.007.111,60	
113,60 - 116,00	054.007.113,60	
115,60 - 118,00	054.007.115,60	
117,60 - 120,00	054.007.117,60	
119,60 - 122,00	054.007.119,60	
121,60 - 124,00	054.008.121,60	
123,60 - 126,00	054.008.123,60	
125,60 - 128,00	054.008.125,60	
127,60 - 130,00	054.008.127,60	
129,60 - 132,00	054.008.129,60	

## Example for ordering for clamping diameter 29 mm

Information by ordering	Item	Type	Article-no.
	Centre mandrel body	MDS 18	2110.018.006
	Collet with clamping nut	MBM 18	0169.018.003.028,70






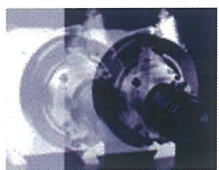




## Who is Powerhold?





- **Powerhold** is a 50-year-old American Manufacturing Company that is focused on solving challenges associated with holding a workpiece. Our solutions may utilize a standard item such as a jaw chuck or live center, or may involve a custom designed assembly, such as a collet chuck with part detection and foolproof load.
- **Powerhold** is the North American distributor for **Bruckner**, **Gamet** and **Nikko** products.

YOUR WORKHOLDING SOLUTIONS COMPANY






<b>Diaphragm Chucks</b>	<b>Collet Mandrels</b>	<b>Retractable Jaw/ Shaft Chucks</b>	<b>Draw-Down Chucks</b>
			
<b>Collet Chucks</b>	<b>Eccentric Chucks</b>	<b>Mill Fixtures</b>	<b>Air Actuators</b>
			



<b>Live Centers</b>	<b>Dead Centers</b>	<b>Face Drivers</b>	<b>Custom Centers</b>
			



<b>Standard Jaw Chucks</b>	<b>Compensating/Floating Jaw Chucks</b>		<b>Quick Change Chucks</b>
			
<b>Long Stroke Chucks</b>	<b>2+2 Chucks</b>	<b>Large Through-Hole Chucks</b>	<b>Hydraulic &amp; Pneumatic Actuators</b>
