

POWERHOLD *PHT* SERIES  
WELDED STEEL TOMBSTONES



TOOLS TO GET YOUR PROCESS  
UP AND RUNNING QUICKER

**POWERHOLD**

[www.POWERHOLDINC.com](http://www.POWERHOLDINC.com)

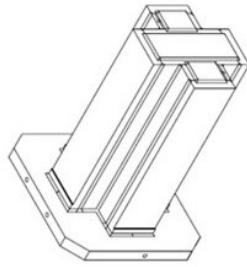
The Workholding Engineers

[www.powerholdinc.com](http://www.powerholdinc.com)

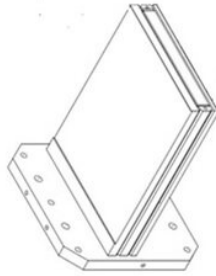
[Sales@PowerholdInc.com](mailto:Sales@PowerholdInc.com)

860-349-1044

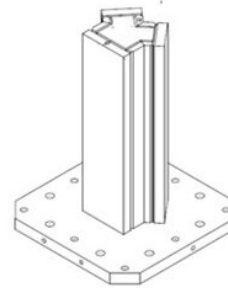
# STANDARD AND CUSTOM TOMBSTONE DESIGNS



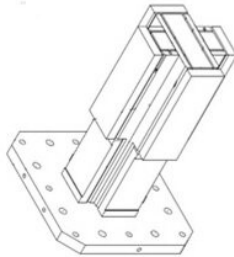
**4 Sided (Cross)**



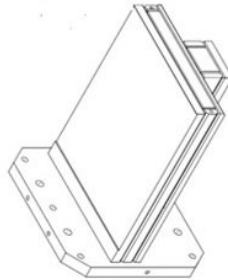
**2 Sided**



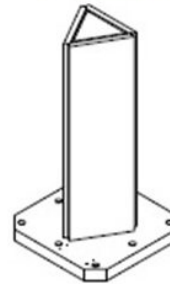
**3 Sided (Y)**



**4 Side (Raised Cross)**



**3 Sided (Tee)**



**3 Sided (Triangle)**

## MORE STANDARD LAYOUT DESIGNS AVAILABLE

**1 Sided (With Gussets)**

**4 Sided (Square)**

**4 Sided (Rectangle)**

**5 Sided (Pentagon)**

**6 Sided (Hexagon)**

**8 Sided (Octagon)**



**1 Side Welded Hydraulic  
Fixture Turnkey**

## GETTING A QUOTE FOR A PHT TOMBSTONE IS EASY

- 1) Specify a layout style above
  - 2) Specify the width of each side desired
  - 3) Tell us the total height required to the top
- OR send us a sketch of the custom layout you need

POWERHOLD PHT Tombstones are welded steel, with a machined baseplate to fit on your specified mill, supplied blank for final machining of faces on your machine. They include a top cover plate.

Available for 400, 500 and 630 mm machine tables

We have in-house designers to handle any requests you have to customize the riser to your special needs

## POWERHOLD OFFERS MORE WAYS TO IMPROVE YOUR FIXTURE

- **TECNOMORS Hydraulic and Pneumatic Mill Chucks**
- **Complete Manual, Hydraulic or Pneumatic Fixture Design and Build Capability**

**Our Mission – To Maximize Our Customer’s Machine Tool Investments  
By Providing Engineered, Cost-Effective, Workholding Solutions**