




SHELVING

Industry leading strength.
The perfect fit for the toughest jobs.



TOUGH

Extrusion builds durability into shelf.



QUIET

Shelf tray, end panel and extrusion are engineered to be vibration free.



ORGANIZED

A well-planned van outfit increases productivity.

SHELVING

APPLICATION GUIDE P. 144

SHELVING UNIT

- SHELVING UNIT FOR LOW ROOF VAN P. 146
- SHELVING UNIT FOR DEEP HIGH ROOF VAN P. 147
- SHELVING UNIT FOR HIGH ROOF VAN P. 148
- SHELVING UNIT FOR PROMASTER CITY P. 149
- SHELVING UNIT FOR SQUARE BACK SHELVING P. 150
- SHELVING UNIT FOR TRANSIT CONNECT P. 152
- FOLD-AWAY SHELVING P. 154

BINS P. 147

BOOKSHELVES P. 161

DIVIDERS P. 153

DOORS P. 153

LOCKERS P. 161

WORKBENCHES P. 158

Ranger Design shelving is built strong and durable and often outlasts the vehicle. Designed to fit with maximum efficiency, Ranger Design shelving optimizes the space in a work van's cargo area.



INTRODUCING

RANGER DESIGN'S NEW SHELVING

We wanted to simplify the customers' experience and make it easier to install both the shelving and the accessories.

This simplified line of shelving makes it easier for you to stock. It enables you to upfit the vans faster and to put them on the road rapidly.

The benefits to the new line of shelving :

- › Simplified product line
- › Easy installation in all vans
- › High quality
- › Steel line for quality and value
- › Aluminum line for increased payload

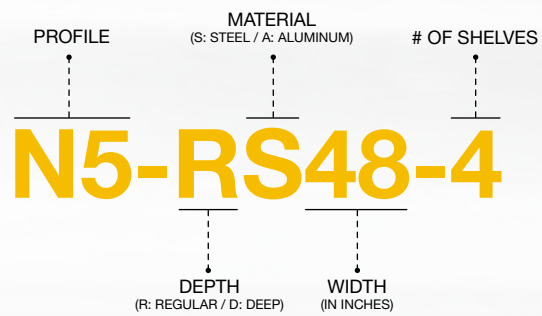
UNITS OFFERED - SKU REDUCTION FROM 300 TO 50

Description	Size (shelf tray & height)	Materials	Fits	36	48	60	72	84	96
High Roof Van (Square back with Notch)	14" x 62.5"	Steel, Aluminum	Box Truck, Step Van & Trailer, Nissan NV, ProMaster, Sprinter, Transit	x	x	x	x	x	x
Deep High Roof Van (Square back with Notch)	18" x 62.5"	Steel	Box Truck, Step Van & Trailer, Nissan NV, ProMaster, Sprinter, Transit	x	x	x	x	x	x
Low Roof Van (Square back with Notch)	14" x 46.5"	Steel, Aluminum	Box Truck, Step Van & Trailer, Metris, Nissan NV, NV 200, Savana, Transit	x	x	x	x	x	x
Transit Connect	14" x 46.5"	Steel, Aluminum	Transit Connect	x		x			
ProMaster City	14" x 46.5"	Steel, Aluminum	ProMaster City	x		x			
Square back shelving	14" x 26"	Steel, Aluminum	Box Truck, Step Van & Trailer	x	x	x			
Square back shelving	14" x 34"	Steel, Aluminum	Box Truck, Step Van & Trailer	x	x	x			

CONFIGURATION

- > 7 Profiles
- > Shelving comes as a base model
- > Shelves can be upgraded with bins or with dividers
- > All shelves are flat to allow for either bins or dividers

NOMENCLATURE



7 PROFILES

N4	44.5" H with notch at the back
N5-D	62" H Deep with notch at the back
N5-R	62" H with notch at the back
P4	42" H Contoured ProMaster City
S2	26" H Square back
S3	34" H Square back
T4	41.5" H Contoured Transit Connect



Application Guide



Type	Material	Box Truck, Step Van & Trailer	Chevrolet Express	Ford Transit 130"	Ford Transit 148"	Ford Transit 148" Ext.	Ford Transit Connect	GMC Savana	Mercedes-Benz Metris 126"
N4 44.5" H with notch at the back	Aluminum	P. 146	P. 146	P. 146	P. 146			P. 146	P. 146
N4 44.5" H with notch at the back	Steel	P. 146	P. 146	P. 146	P. 146			P. 146	P. 146
N5-D 62" H Deep with notch at the back	Steel	P. 147		P. 147	P. 147	P. 147			
N5-R 62" H with notch at the back	Aluminum	P. 148		P. 148	P. 148	P. 148			
N5-R 62" H with notch at the back	Steel	P. 148		P. 148	P. 148	P. 148			
P4 42" H Contoured ProMaster City	Aluminum								
P4 42" H Contoured ProMaster City	Steel								
S2 26" H Square back	Aluminum	P. 150							
S2 26" H Square back	Steel	P. 150							
S3 34" H Square back	Aluminum	P. 151							
S3 34" H Square back	Steel	P. 151							
T4 41.5" H Contoured Transit Connect	Aluminum						P. 152		
T4 41.5" H Contoured Transit Connect	Steel						P. 152		
Fold-Away Shelving with gas shocks and hardware	Aluminum	P. 155	P. 155	P. 155	P. 155	P. 155	P. 155	P. 155	P. 155
Fold-Away Shelving	Aluminum	84 P. 155	85 P. 156	85 P. 156	84 P. 155	84 P. 155	83 P. 155	85 P. 156	86 P. 156
Mounting Bar Assembly for Fold-Away Shelving	Aluminum	P. 157	P. 157	P. 157	P. 157	P. 157	P. 157	P. 157	P. 157
Post Assembly for Fold-Away Shelving	Aluminum	P. 157	P. 157	P. 157	P. 157	P. 157	P. 157	P. 157	P. 157











SHELVING

SHELVING SIZES

DESIGNED TO INTEGRATE WITH RANGER DESIGN'S FLOORS



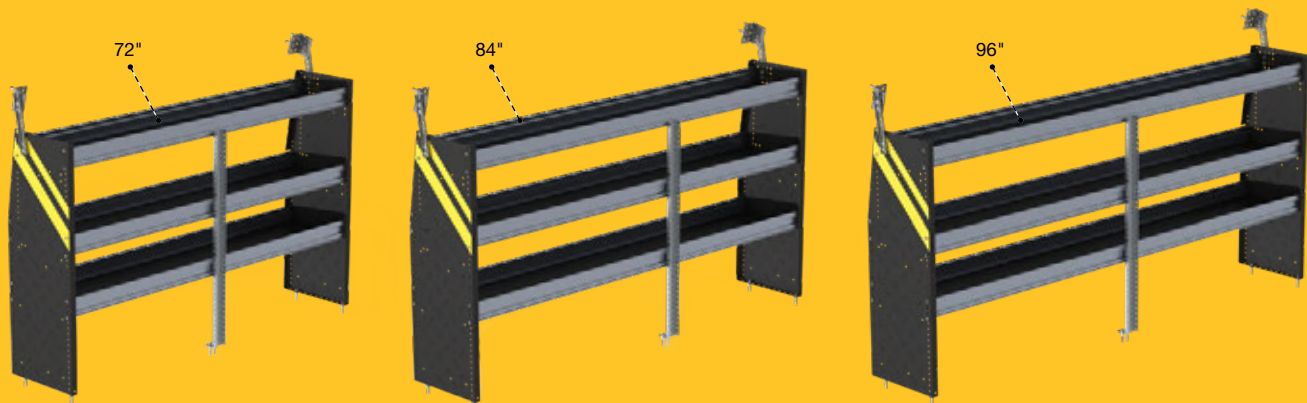
See page P. 174 for accessories

									
P. 146		P. 146		P. 146					
P. 146		P. 146		P. 146					
	P. 147		P. 147		P. 147	P. 147	P. 147	P. 147	
	P. 148		P. 148		P. 148	P. 148	P. 148	P. 148	
	P. 148		P. 148		P. 148	P. 148	P. 148	P. 148	
									P. 149
									P. 149
P. 155	P. 155	P. 155	P. 155	P. 155	P. 155	P. 155	P. 155	P. 155	P. 155
86 P. 156	84 P. 155	85 P. 156	84 P. 155	83 P. 155	84 P. 155	84 P. 155	84 P. 155	84 P. 155	83 P. 155
P. 157	P. 157	P. 157	P. 157	P. 157	P. 157	P. 157	P. 157	P. 157	P. 157
P. 157	P. 157	P. 157	P. 157	P. 157	P. 157	P. 157	P. 157	P. 157	P. 157


SHELVING

SHELF TRAYS

- > All shelf trays (for both steel and aluminum shelving) use aluminum extrusion for the best strength to weight ratio
- > 3" High extrusions for maximum strength and utility
- > All shelves come with marine grade plywood base



SHELVING – UNIT FOR LOW ROOF VAN

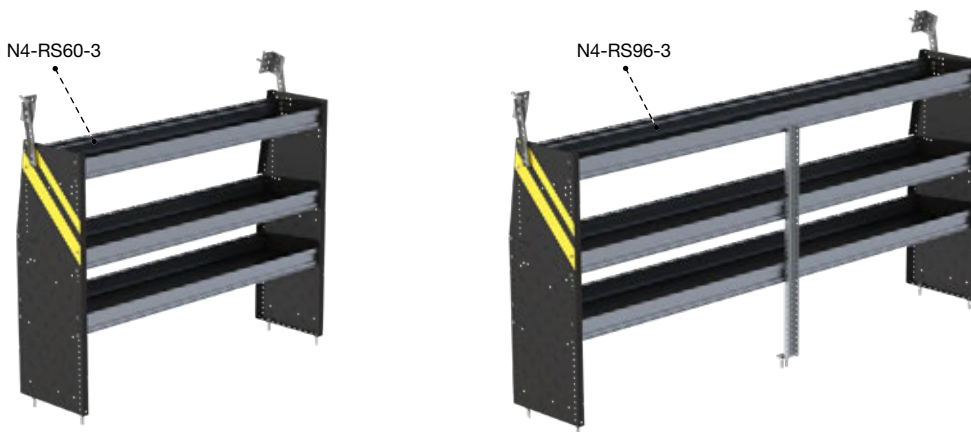


Aluminum						
N4-RA36-3	16" D x 36" W x 44.5" H	41 lbs	3 Shelves (12", 14", 14")	77-U1036	1 hr	Yes
N4-RA48-3	16" D x 48" W x 44.5" H	48 lbs	3 Shelves (12", 14", 14")	77-U1048	1 hr	Yes
N4-RA60-3	16" D x 60" W x 44.5" H	56 lbs	3 Shelves (12", 14", 14")	77-U1060	1 hr	Yes
N4-RA72-3	16" D x 72" W x 44.5" H	65.5 lbs	3 Shelves (12", 14", 14")	77-U1036	1.1 hrs	Yes
N4-RA84-3	16" D x 84" W x 44.5" H	73 lbs	3 Shelves (12", 14", 14")	77-U1036, 77-U1048	1.1 hrs	Yes
N4-RA96-3	16" D x 96" W x 44.5" H	80.5 lbs	3 Shelves (12", 14", 14")	77-U1048	1.1 hrs	Yes



Will only fit upto specific length
 Mercedes-Benz Metris 126" upto 72"
 Mercedes-Benz Metris 135" upto 84"
 Nissan NV200 115" upto 60"

Shelving on this page fits inside these vehicles



Steel						
N4-RS36-3	16" D x 36" W x 44.5" H	50 lbs	3 Shelves (12", 14", 14")	77-U1036	1 hr	Yes
N4-RS48-3	16" D x 48" W x 44.5" H	57.5 lbs	3 Shelves (12", 14", 14")	77-U1048	1 hr	Yes
N4-RS60-3	16" D x 60" W x 44.5" H	65 lbs	3 Shelves (12", 14", 14")	77-U1060	1 hr	Yes
N4-RS72-3	16" D x 72" W x 44.5" H	74.5 lbs	3 Shelves (12", 14", 14")	77-U1036	1.1 hrs	Yes
N4-RS84-3	16" D x 84" W x 44.5" H	82 lbs	3 Shelves (12", 14", 14")	77-U1036, 77-U1048	1.1 hrs	Yes
N4-RS96-3	16" D x 96" W x 44.5" H	90 lbs	3 Shelves (12", 14", 14")	77-U1048	1.1 hrs	Yes








SHELVING – DEEP SHELVING FOR HIGH ROOF VAN

N5-DS60-4



N5-DS96-4



	 Steel						
N5-DS36-4		20" D x 36" W x 62" H	74 lbs	4 Shelves (16", 18", 18", 18")	77-U1036	1.2 hrs	Yes
N5-DS48-4		20" D x 48" W x 62" H	92.25 lbs	4 Shelves (16", 18", 18", 18")	77-U1048	1.2 hrs	Yes
N5-DS60-4		20" D x 60" W x 62" H	104.25 lbs	4 Shelves (16", 18", 18", 18")	77-U1060	1.2 hrs	Yes
N5-DS72-4		20" D x 72" W x 62" H	119 lbs	4 Shelves (16", 18", 18", 18")	77-U1036	1.4 hrs	Yes
N5-DS84-4		20" D x 84" W x 62" H	131 lbs	4 Shelves (16", 18", 18", 18")	77-U1036, 77-U1048	1.4 hrs	Yes
N5-DS96-4		20" D x 96" W x 62" H	143 lbs	4 Shelves (16", 18", 18", 18")	77-U1048	1.4 hrs	Yes



Shelving on this page fits inside these vehicles

BINS

- > 3 Sizes: 10", 12", 14" deep
- > All 12" wide
- > Comes with a center divider
- > Packs of two cross dividers available (62-U1212)



62-U1212

See page 176 for accessories




RANGER™
DESIGN

SHELVING – UNIT FOR HIGH ROOF VAN

N5-RA60-4



N5-RA96-4



Aluminum						
N5-RA36-4	16" D x 36" W x 62" H	54 lbs	4 Shelves (12", 14", 14", 14")	77-U1036	1.2 hrs	Yes
N5-RA48-4	16" D x 48" W x 62" H	64 lbs	4 Shelves (12", 14", 14", 14")	77-U1048	1.2 hrs	Yes
N5-RA60-4	16" D x 60" W x 62" H	74.5 lbs	4 Shelves (12", 14", 14", 14")	77-U1060	1.2 hrs	Yes
N5-RA72-4	16" D x 72" W x 62" H	87 lbs	4 Shelves (12", 14", 14", 14")	77-U1036	1.4 hrs	Yes
N5-RA84-4	16" D x 84" W x 62" H	97 lbs	4 Shelves (12", 14", 14", 14")	77-U1036, 77-U1048	1.4 hrs	Yes
N5-RA96-4	16" D x 96" W x 62" H	107.5 lbs	4 Shelves (12", 14", 14", 14")	77-U1048	1.4 hrs	Yes

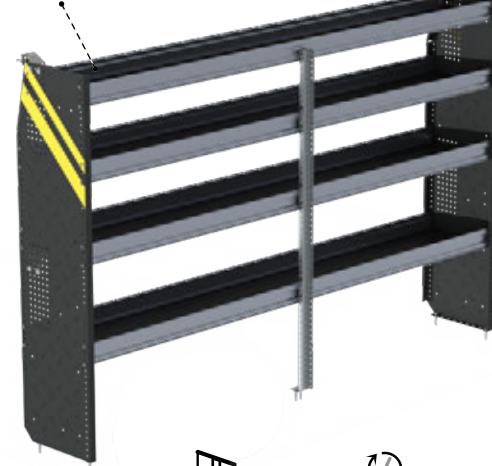


Shelving on this page fits inside these vehicles

N5-RS60-4



N5-RS96-4



Steel						
N5-RS36-4	16" D x 36" W x 62" H	67.75 lbs	4 Shelves (12", 14", 14", 14")	77-U1036	1.2 hrs	Yes
N5-RS48-4	16" D x 48" W x 62" H	78 lbs	4 Shelves (12", 14", 14", 14")	77-U1048	1.2 hrs	Yes
N5-RS60-4	16" D x 60" W x 62" H	88 lbs	4 Shelves (12", 14", 14", 14")	77-U1060	1.2 hrs	Yes
N5-RS72-4	16" D x 72" W x 62" H	100.5 lbs	4 Shelves (12", 14", 14", 14")	77-U1036	1.4 hrs	Yes
N5-RS84-4	16" D x 84" W x 62" H	111 lbs	4 Shelves (12", 14", 14", 14")	77-U1036, 77-U1048	1.4 hrs	Yes
N5-RS96-4	16" D x 96" W x 62" H	121 lbs	4 Shelves (12", 14", 14", 14")	77-U1048	1.4 hrs	Yes

SHELVING

SHELVING – UNIT FOR PROMASTER CITY



P4-RA36-3



P4-RA60-3

Aluminum



P4-RA36-3	15.75" D x 36" W x 42" H	37.5 lbs	3 Shelves (12", 14", 10")	77-U1036	1 hr	Yes
P4-RA60-3	15.75" D x 60" W x 42" H	51.75 lbs	3 Shelves (12", 14", 10")	77-U1060	1 hr	Yes

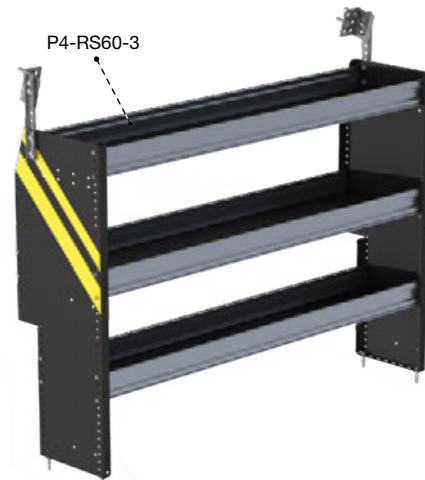


Ram ProMaster City

Shelving on this page fits inside these vehicles



P4-RS36-3



P4-RS60-3

Steel



P4-RS36-3	15.75" D x 36" W x 42" H	45.25 lbs	3 Shelves (12", 14", 10")	77-U1036	1 hr	Yes
P4-RS60-3	15.75" D x 60" W x 42" H	59.5 lbs	3 Shelves (12", 14", 10")	77-U1060	1 hr	Yes



SHELVING – SQUARE BACK SHELVING UNIT



Aluminum



S2-RA36-2	16" D x 36" W x 26" H	28 lbs	2 Shelves (14", 14")	77-U1036	0.9 hr	Yes
S2-RA48-2	16" D x 48" W x 26" H	33.5 lbs	2 Shelves (14", 14")	77-U1048	0.9 hr	Yes
S2-RA60-2	16" D x 60" W x 26" H	38.5 lbs	2 Shelves (14", 14")	77-U1060	0.9 hr	Yes



Box Truck,
Step Van & Trailer

Shelving on this page fits inside these vehicles










Steel



S2-RS36-2	16" D x 36" W x 26" H	34 lbs	2 Shelves (14", 14")	77-U1036	0.9 hr	Yes
S2-RS48-2	16" D x 48" W x 26" H	39 lbs	2 Shelves (14", 14")	77-U1048	0.9 hr	Yes
S2-RS60-2	16" D x 60" W x 26" H	44.5 lbs	2 Shelves (14", 14")	77-U1060	0.9 hr	Yes

SHELVING – SQUARE BACK SHELVING UNIT











	 Aluminum						
S3-RA36-3	16" D x 36" W x 34" H		38.75 lbs	3 Shelves (14", 14", 14")	77-U1036	1 hr	Yes
S3-RA48-3	16" D x 48" W x 34" H		46.5 lbs	3 Shelves (14", 14", 14")	77-U1048	1 hr	Yes
S3-RA60-3	16" D x 60" W x 34" H		54.25 lbs	3 Shelves (14", 14", 14")	77-U1060	1 hr	Yes



Box Truck,
Step Van & Trailer

Shelving on this page fits inside these vehicles



	 Steel						
S3-RS36-3	16" D x 36" W x 34" H		46 lbs	3 Shelves (14", 14", 14")	77-U1036	1 hr	Yes
S3-RS48-3	16" D x 48" W x 34" H		54 lbs	3 Shelves (14", 14", 14")	77-U1048	1 hr	Yes
S3-RS60-3	16" D x 60" W x 34" H		61.75 lbs	3 Shelves (14", 14", 14")	77-U1060	1 hr	Yes

SHELVING – UNIT FOR TRANSIT CONNECT

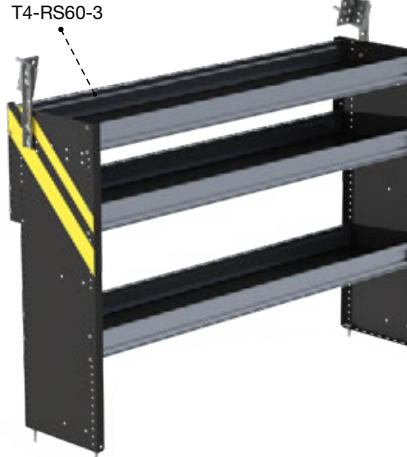


	Aluminum						
T4-RA36-3		15.75" D x 36" W x 41.5" H	39 lbs	3 Shelves (14", 14", 12")	77-U1036	1 hr	Yes
T4-RA60-3		15.75" D x 60" W x 41.5" H	54 lbs	3 Shelves (14", 14", 12")	77-U1060	1 hr	Yes

SHELVING



Shelving on this page fits inside these vehicles



	Steel						
T4-RS36-3		15.75" D x 36" W x 41.5" H	47 lbs	3 Shelves (14", 14", 12")	77-U1036	1 hr	Yes
T4-RS60-3		15.75" D x 60" W x 41.5" H	62 lbs	3 Shelves (14", 14", 12")	77-U1060	1 hr	Yes

SHELVING DOORS

3 Different doors available fits all our shelving according to the width of your shelf.

It's Simple:

- > Only the height needs to be adjusted
- > Drill free install
- > Very easy to stock



Material	Adjustable	Use with shelf width	Weight	Estimated Install Time	Quickship
Aluminum	36" adjustable	36", 72", 84"	7.2 lbs	0.5 hr	Yes
	48" adjustable	48", 84", 96"	8.9 lbs	0.5 hr	Yes
	60" adjustable	60"	10.6 lbs	0.5 hr	Yes

84" Shelf will accommodate one 77-U1036 and one 77-U1048 only.



SHELVING


DIVIDERS

Set of five

- > Sold in packs of 5 for each depth of shelf tray
- > Infinitely adjustable
- > Metal extrusion for strength, plastic clips to ensure no noise




Material	Dimensions	Weight	Estimated Install Time	Quickship
Aluminum	10" D x 1.125" W x 3" H			Yes
	12" D x 1.125" W x 3" H			Yes
	14" D x 1.125" W x 3" H			Yes
	16" D x 1.125" W x 3" H			Yes
	18" D x 1.125" W x 3" H			Yes



NEW SHELVING ACCESSORIES

HIGH DIVIDER WITH CLIPS

- › Sold in packs of 5 for each depth of shelf tray
- › Infinitely adjustable
- › Metal extrusion for strength, plastic clips to ensure no noise





SHELVINGS

62-UDH10

Set of 5 high dividers with clips for a 10" shelf

Aluminum

 10" D x 1.125" W x 6" H

 2.2 lbs


 –


 No

62-UDH12

Set of 5 high dividers with clips for a 12" shelf

Aluminum

 12" D x 1.125" W x 6" H

 2.7 lbs


 –


 No

62-UDH14

Set of 5 high dividers with clips for a 14" shelf

Aluminum

 14" D x 1.125" W x 6" H

 3.2 lbs


 –


 No

62-UDH16

Set of 5 high dividers with clips for a 16" shelf

Aluminum

 16" D x 1.125" W x 6" H

 3.7 lbs


 –


 No

62-UDH18

Set of 5 high dividers with clips for a 18" shelf

Aluminum

 18" D x 1.125" W x 6" H

 4.1 lbs

 –

 No








FOLD-AWAY


Your personal flex space






SHELVING – FOLD-AWAY SHELVING

Fold-Away Shelf Tray with Gas Shocks and Hardware

Aluminum					
84-1830	18" D x 30" W	15 lbs	17"	0.4 hr	No
84-1836	18" D x 36" W	17 lbs	17"	0.4 hr	Yes
84-1848	18" D x 48" W	21 lbs	17"	0.4 hr	No
84-1858	18" D x 58" W	21 lbs	17"	0.4 hr	No
84-1872	18" D x 72" W	26 lbs	17"	0.44 hr	Yes
84-2130	21" D x 30" W	16 lbs	20"	0.4 hr	No
84-2136	21" D x 36" W	17 lbs	20"	0.4 hr	Yes
84-2148	21" D x 48" W	20 lbs	20"	0.4 hr	Yes
84-2158	21" D x 58" W	23 lbs	20"	0.43 hr	Yes
84-2172	21" D x 72" W	30 lbs	20"	0.46 hr	Yes

Weight capacity for fold-away shelving is 65 lbs / linear foot.









Aluminum					
8330-2	18" D x 37" W x 46.5" H	45 lbs	2 Shelves (17", 17")	2.4 hrs	Yes
8348-2	18" D x 55" W x 46.5" H	52 lbs	2 Shelves (17", 17")	2.4 hrs	No

Weight capacity for fold-away shelving is 65 lbs / linear foot.



SHELVING



Aluminum					
8436-2	21" D x 43" W x 63.5" H	42 lbs	2 Shelves (20", 20")	2.2 hrs	No
8448-2	21" D x 55" W x 63.5" H	58 lbs	2 Shelves (20", 20")	2.2 hrs	Yes
8458-2	21" D x 65" W x 63.5" H	64 lbs	2 Shelves (20", 20")	2.4 hrs	Yes
8472-2	21" D x 79" W x 63.5" H	74 lbs	2 Shelves (20", 20")	2.4 hrs	Yes

Weight capacity for fold-away shelving is 65 lbs / linear foot.



SHELVING – FOLD-AWAY SHELVING




Box Truck, Step Van & Trailer Transit High Roof Transit Medium Roof Sprinter High Roof NV High Roof ProMaster High Roof ProMaster **Does not fit over wheel well in ProMaster.**

Aluminum					
8448-3	21" D x 55" W x 72" H	74 lbs	3 Shelves (17", 17", 20")	2.5 hrs	No
8458-3	21" D x 65" W x 72" H	83 lbs	3 Shelves (17", 17", 20")	2.7 hrs	Yes
8472-3	21" D x 79" W x 72" H	98 lbs	3 Shelves (17", 17", 20")	2.7 hrs	Yes

Weight capacity for fold-away shelving is 65 lbs / linear foot.
72" high is the highest dimension when the shelf is folded up. The post assembly is actually 63.5" high.



SHELVING



Express Transit Low Roof Savana NV Low Roof

Aluminum					
8548-2	18" D x 55" W x 53.5" H	52 lbs	2 Shelves (17", 17")	2.2 hrs	Yes
8558-2	18" D x 65" W x 53.5" H	59 lbs	2 Shelves (17", 17")	2.4 hrs	Yes
8572-2	18" D x 79" W x 53.5" H	70 lbs	2 Shelves (17", 17")	2.4 hrs	Yes

Weight capacity for fold-away shelving is 65 lbs / linear foot.








Metris

Aluminum					
8636-2	18" D x 43" W x 46.5" H	42 lbs	2 Shelves (17", 17")	2.6 hrs	Yes
8658-2	18" D x 65" W x 46.5" H	46 lbs	2 Shelves (17", 17")	2.6 hrs	Yes

Weight capacity for fold-away shelving is 65 lbs / linear foot.








Mounting Bar Assembly for Fold-Away Shelving

Aluminum					
84-3033	2" D x 33" W	3 lbs	–	0.1 hr	No
84-3039	2" D x 39" W	3 lbs	–	0.1 hr	Yes
84-3051	2" D x 51" W	6 lbs	–	0.11 hr	Yes
84-3061	2" D x 61" W	5 lbs	–	0.12 hr	Yes
84-3075	2" D x 75" W	6 lbs	–	0.14 hr	Yes



Post Assembly for Fold-Away Shelving

Aluminum					
84-7045	2" D x 2" W x 45.5" H	6 lbs	–	0.2 hr	No
84-7051	2" D x 2" W x 51.5" H	6 lbs	–	0.2 hr	Yes
84-7063	2" D x 2" W x 63.5" H	8 lbs	–	0.2 hr	Yes



YOUR PERSONAL FLEX SPACE

Our fold-away shelves are designed to give you the ultimate in cargo flexibility

- › Flexible
- › Easy to use
- › Tough





WORKBENCH

A handy workstation for any task

7207

Workbench with hardwood top, no shelves

Aluminum

UNIVERSAL



18" D x 48" W x 36" H



54 lbs



0.5 hr



No

7209

Workbench with hardwood top, 1 shelf

Aluminum

UNIVERSAL



18" D x 48" W x 36" H



65 lbs



1 hr



Yes

7208

Workbench with hardwood top, one end panel (Drawer cabinet not included)

Aluminum

UNIVERSAL



18" D x 48" W x 36" H



47 lbs



0.5 hr



No

7210

Workbench with hardwood top, 1 shelf with door

Aluminum

UNIVERSAL



18" D x 48" W x 36" H



75 lbs



1.2 hrs



No



5060-5

7247 Workbench with hardwood top, one end panel

7211

Workbench with hardwood top, 2 bin shelves

Aluminum

UNIVERSAL



18" D x 48" W x 36" H



75 lbs



1 hr



No

WORKBENCHES

7247

Workbench with hardwood top, one end panel (Drawer cabinet not included)

Aluminum

UNIVERSAL



18" D x 48" W x 28" H



47 lbs



1 hr



No

7248

Workbench with hardwood top, 2 bin shelves

Aluminum

UNIVERSAL



18" D x 48" W x 28" H



75 lbs



1 hr



Yes

J48-X

Square back unit with 1 open shelf & 1 workbench

Steel



Transit Med/High Roof



Sprinter



NV High Roof



Box Truck, Step Van & Trailer



ProMaster



14" D x 48" W x 58" H



85 lbs



1 hr



No

K48-X

Square back unit with 1 open shelf, 1 workbench & 1 pull out drawer

Steel



Transit Med/High Roof



Sprinter



NV High Roof



Box Truck, Step Van & Trailer



ProMaster



14" D x 48" W x 58" H



105 lbs



1 hr



No



N4-RA12-3

Bookshelf

Aluminum



16" D x 12" W x 44.5" H	26 lbs	3 Shelves (12", 14", 14")	1 hr	No

7115

Locker with top shelf

Aluminum



16.5" D x 14" W x 43.5" H	30 lbs	1 hr	Yes

N5-RA12-4

Bookshelf

Aluminum



16" D x 12" W x 62" H	34 lbs	4 Shelves (12", 14", 14", 14")	1.5 hrs	No

7119

Square back locker with top shelf

Aluminum



16.5" D x 14" W x 62.5" H	39 lbs	1 hr	No

7111

Contoured locker with top shelf

Aluminum



16" D x 14" W x 62.5" H	35 lbs	1 hr	No

7120

Locker with top shelf

Aluminum



15.5" D x 14" W x 62.5" H	35 lbs	1 hr	Yes

SHELVING