



DAH

BOOM-MOUNTED MULCHERS

Reach
High Performances
in brushcutting.

Top-speed industrial mulching attachments
for excavators and backhoes



Industrial Land Clearing



Forest Fire Prevention



Road Development
and Maintenance



Pipelines Development
and Maintenance



Transmission Lines
Development and Maintenance



DAH

BOOM-MOUNTED MULCHERS



Two chevron-like rows of knives that direct the brushes towards the center of the rotor rather than to one of its extremities.



Motor

Variable displacement, axial-piston motors that minimize overheating and improve re-acceleration.




Drive

Industrial cogged belt drive system that prevents slippage and reduces effort applied to bearings compared with V-belts, for longer bearing life.



Rings

Protective rings that limit the size of the bites and considerably reduce risks of breakage on the knife holders.




Knives

Heat-treated, bolt-on forged knives that deliver maximum resistance to impact and abrasion, and that can be sharpened right on the unit.

Easy replacement

Easy-to-replace knives: A single nut and bolt holds the knife in place. Replacing worn knives is a snap.








Replaceable bolt-in liner increases the frame durability

New tilt option offers higher productivity owing to increased aggressiveness.



SPECIFICATIONS

	DAH-150Er	DAH-150E	DAH-100E	DAH-125D	DAH-100D	DAH-080C	DAH-065B
 Excavator size	from 27 to 35 t (60 000 to 77 000 lb)	from 20 to 27 t (44 000 to 60 000 lb)	from 16 to 22 t (35 000 to 49 000 lb)	from 16 to 22 t (35 000 to 49 000 lb)	from 10 to 15 t (22 000 to 33 000 lb)	from 8 to 10 t (17 000 to 22 000 lb)	from 5 to 8 t (11 000 to 17 000 lb)
 Cutting Width	145 cm (57 inch)	145 cm (57 inch)	109 cm (43 inch)	121 cm (48 inch)	108 cm (42 inch)	80 cm (32 inch)	65 cm (26 inch)
 Number of knives on the rotor	21	21	15	17	15	11	11
 Min. required hydraulic power	210 L/min @ 350 bar (55 gal/min @ 5 000 psi)	150 L/min @ 350 bar (40 gal/min @ 5 000 psi)	115 L/min @ 350 bar (30 gal/min @ 5 000 psi)	95 L/min @ 350 bar (25 gal/min @ 5 000 psi)	75 L/min @ 350 bar (20 gal/min @ 5 000 psi)	65 L/min @ 275 bar (17 gal/min @ 4 000 psi)	57 L/min @ 275 bar (15 gal/min @ 4 000 psi)
 Weight (approx.)	1745 kg (3 840 lb)	1605 kg (3 540 lb)	1315 kg (2 890 lb)	1060 kg (2 330 lb)	998 kg (2 200 lb)	685 kg (1 510 lb)	385 kg (850 lbs)

These specifications are for information purposes only and are subject to change without notice.

CONTACT US

211 rue Notre-Dame
Roxton Falls QC J0H 1E0
Canada
www.deniscimaf.com

Toll free : 877-279-2300
Phone : 450-548-7007
Fax: 450-548-7008
info@deniscimaf.com

DENIS CIMAFA